



Introducing the

Around the World Club

Free Package for Use in
Schools Worldwide



Newcastle
University

Acknowledgements

Around the World Club was conceived in collaboration with the [North East Solidarity Teaching \(N.E.S.T\)](#) Schools Project, which is now in its fourth year and provides reading and integration-focused sessions to support students from refugee and asylum-seeking backgrounds in schools across the city. The highly successful project was designed by Sarah Edgar at Newcastle City Council - who has recently secured funding for an additional 3 years. The project is an integral part of Newcastle City Council's efforts to support refugee and asylum-seeking children and contributes towards schools' work to gain [School of Sanctuary](#) status. Through the project children build friendships, enhance their reading comprehension, all while having fun in a welcoming, nurturing environment.

N.E.S.T has successfully delivered the project in 12 schools over the last three years, using a team of highly motivated volunteers, led by a fulltime dedicated member of staff and supported by interns, as well as Newcastle University Student Union's Volunteer Development Manager, Katie Blundell.

N.E.S.T Schools includes twice weekly reading sessions in all the primary schools followed by weekly after-school clubs aimed at promoting children's emotional, academic, and social integration. At the secondary schools, the same sessions run once a week.

The ENACT Around the World Club has been implemented in four of these schools as an after-school club.

The ENACT team would like to thank the Newcastle City Council, N.E.S.T. and the schools involved in the trial of the Around the World Club for engaging with the app and providing feedback on their experiences. Thanks also to the European Commission for the Erasmus+ funding which enabled the development of the ENACT web app.

For more information, contact:

paul.seedhouse@newcastle.ac.uk and muge.satar@newcastle.ac.uk

June 2025

Disclaimer: The ENACT project (Communities, Languages, and Activities App) was funded with support from the European Commission. The European Commission's support for the production of the project outputs and publications does not constitute an endorsement of the contents, which reflect the views only of the authors, and the Commission cannot be held responsible for any use which may be made of the information contained therein.

Executive Summary

In the Around the World Club, children of all ages can learn new languages and cultures while doing a hands-on cultural activity with the help of a free digital web app. The Around the World Club is an educational package conceived and trialled in four UK pilot primary schools by Newcastle University's [N.E.S.T](#) volunteers as an after-school club working with refugee children, using the ENACT web app produced by a Newcastle University team. The cultural activities on the web app have been contributed by people around the world to help develop intercultural understanding.

The ENACT web app is suitable for lunchtime/after-school activities as well as wellbeing sessions and can be integrated into the curriculum in a range of subject areas. Many activities produce a craft item which children can take home with them, while some produce food which they can eat.

The ENACT web app develops intercultural understanding and global citizenship and its use in schools therefore helps develop policies and agendas in the areas of globalisation, equality, diversity and inclusion. The Around the World Club helps teachers bring the world to their classroom!

*“The beauty of it is that it’s so simple to use
and it’s so effective with the children.”*

Introduction

The aim of this document is to introduce a free educational package to schools worldwide – the Around the World Club – which is intended to enable the social and cultural integration of children from all backgrounds by actively learning world cultures, activities and languages. The document presents the package in a question-and-answer format and provides links to further information. [See the last page for our Offer and how we can help.](#)

What is the Around the World Club Package?

The main component is the [ENACT web app](#), produced by a Newcastle University team of computing scientists and applied linguists with an EU grant. The app is free and currently contains over 150 cultural activities from all around the world - more activities are added all the time. There are a variety of cultural activities on the ENACT web app, from dancing to cooking, pumpkin carving to paper crafts, something for every age and ability. The activities require a digital device, such as a computer or a tablet, wi-fi or mobile data connection, and a projector board for use in large groups. In addition, most common craft materials for ENACT activities are: various types of cards, origami-sheets and coloured paper, pencils, felt tip pens, paint, paintbrushes, scissors, glue, stickers, pipe cleaners, Sellotape, and wool. The ENACT web app can then be used by teachers very flexibly to create an Around the World Club either as part of a lesson or as a session outside lesson time – there are activities for every age and ability.

Who is the Around the World Club Package for?

It can be used in schools with any number of children of all age groups and from all backgrounds. It has already been used in lunchtime and after-school clubs and is also suitable for use by teachers in classes for: Personal and Social Education lessons/tutorial groups, lessons in Human Geography, Global Citizenship, Languages, Religious and Moral Education, Food Technology, Craft, Intercultural Studies and Communication Studies. Since the package will work on any web device, activities can be given as homework for individuals, provided they have a device with an internet connection at home. Children can work on their own, in pairs or in groups.

The package can be used to help children to learn languages. It is not necessary to have a high level of English to access the activities. All children can learn about cultures and languages around the world. It can be helpful in bringing the cultures and languages of countries to life and in preparing students for an overseas trip as it helps engage them with the culture and language in advance. As well as trying out the cultural activities already on their app, children can also be creative - a great project for students is for them to input their own favourite cultural activities in their own language, using the ENACT CREATE interface (register and log in).

How do we set up an Around the World Club in our School?

See the guide below for a teacher's guide to setting up a Club. A good school internet connection is necessary. The ENACT web app will work on any digital device to play video and audio and to display photos and text. No app needs to be downloaded – simply go to <https://enacteuropa.com/>. The web app is entirely free and was produced by a Newcastle University team with a European Union support grant.

The ENACT web app contains a wide range of over a hundred cultural activities from around the world, and you are free to choose which ones to use. Typically, clubs choose a different language and culture each week. Some activities require a single sheet of paper, for example learning Japanese while making an origami paper boat. Some craft activities require glue, scissors, coloured pens etc. Activities involving food recipes typically need to be done in school kitchens with utensils and ingredients, e.g. learning French while making crêpes.

The activities are designed to be completed in less than an hour with any number of participants and we encourage learners to work in pairs, although individual, group or whole class learning are also possible.

“Let the children speak in their own language because it lets them become familiar with each other. Then move on from there.”

What can Children Learn in an Around the World Club?

Newcastle University (UK) and its partners in Finland, Spain and Turkey have been collecting data from hundreds of people over the last four years on what they have learnt using the ENACT web app. In 2026 the partners will publish a book with Bloomsbury about this called 'Cultural Tasks for Digital Language Learning'. The research shows that people can learn from ENACT activities in terms of a) vocabulary learning b) digital skills c) intercultural understanding. In addition, learners, volunteers and teachers have reported possible gains in terms of a) improved motor skills from doing a craft/cooking activity b) increased social integration within the school/class c) increased engagement with the school curriculum. Children love to talk about the item they have produced.

If you would like to set up an Around the World Club in a school anywhere in the UK, please contact the ENACT team at Newcastle University on enacteuropa@newcastle.ac.uk. We can give advice online.


What is the Aim of the ENACT Web App?

The long-term aim of the ENACT Web App is to build up a bank of cultural language learning tasks available for free worldwide, covering as many languages, cultures and countries as possible, promoting intercultural understanding and communication. The ENACT Web App and website provide a free universal digital infrastructure which can be used by all language and culture enthusiasts from around the world. We therefore encourage everyone to add their own cultural activity in their own language(s) using the CREATE interface so that people all over the world can learn from them — and to encourage this, there is an annual [ENACT Web App prize](#) for the best cultural language learning activity. Reciprocity is built into the app: any number of new activities can be added in any language, any country and any culture around the world, using the CREATE interface – no culture has priority. ENACT is therefore a suitable vehicle for promoting cultural exchange and understanding around the world.

LEARN



CREATE



CONNECT



How about Project Work?

A great project for students is for them to input their own favourite cultural activities in their own language(s), using the ENACT CREATE interface. Project work could involve students producing their own activities from their own culture(s) to present to a worldwide audience, with the choice of using their own first language (with captions and/or subtitles) and/or English. We welcome dialects as well as standard language (such as Geordie and English) and already have an example of this: [Lambton Worm](#) activity. We have an annual prize competition for the best materials produced. Digital skills can also be developed by using the ENACT CREATE interface, which was designed to develop a wide range of digital skills using the DIGCOMP 2.1 framework. Use our digital skills certification system to acknowledge students' digital skills development.

Where can I get more Information about the Around the World Club?

A report on the implementation of the Around the World Club in four Newcastle primary schools can be found on the ENACT website <https://enacteuropa.com/> which has lots of information about the ENACT web app and its impact. ENACT publications can be found on <https://enacteuropa.com/?q=impact> and video/paper tutorials are on <https://enacteuropa.com/?q=user-guides>. Also check out <https://hundred.org/en/innovations/7-the-around-the-world-club>

What is the Around the World Club like?

Doing cultural activities for language learning is great fun, a real-world, gritty learning experience involving all five senses in the course of producing something with your hands and bodies. This cannot be appreciated by simply reading instructions or reviewing the app online, so why not find a workspace, choose an activity in a new foreign language and culture, and see what you learn!

How can I set up an Around the World Club?

Setting up an after-school club with ENACT web app provides a fantastic opportunity to engage children in fun and creative activities, whilst they learn some new words or expressions in other languages! There are a variety of cultural activities on ENACT web app, from dancing to cooking, pumpkin carving to paper crafts, something for every age and ability.



[The ENACT club] “just continued because it's brilliant. The teachers love it. Children love it. I love it.”

How to run your own Around the World Club

N.E.S.T School Project's volunteers have been running "Around the World" club in four primary schools using ENACT since 2022. Here are some tips from their current volunteers on how you can do the same!

Materials needed

The activities will require a digital device such as a computer and a projector board or a tablet. Wi-Fi or mobile data connection will be required. In addition, most common craft materials for ENACT activities are: various types of cards, origami paper sheets and coloured paper, pencils, felt tip pens, paint, paintbrushes, scissors, glue, stickers, pipe cleaners, Sellotape and wool.


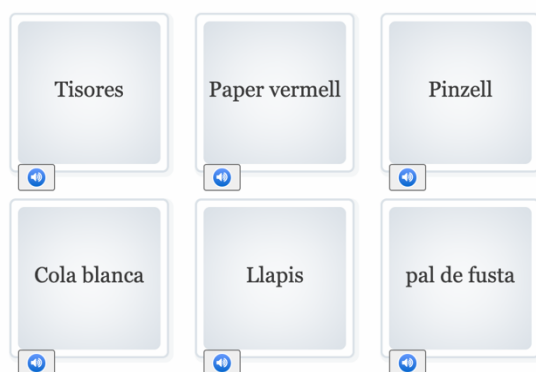
The following example will use the Rosa de Sant Jordi activity.

Before the club:

1. Explore activities by clicking LEARN (website's top banner), and searching by country, culture, language, or key word.
2. Familiarise yourself with the chosen story/context to prepare for all the curious questions!
3. Follow the step-by-step instructions of the activity (we advise crafts as most engaging and school-friendly) to make an example for the children.
4. Set up materials and enacteuropa.com on tablet or projector board.

At the start of the club:

5. Engage the children by making them guess what culture/country they think the activity will be based on by looking at the example.
6. Play the first video on the activity page (and second for Rose de Sant Jordi) for children to learn about the culture of the activity. Discuss what they have found interesting and can remember from watching the video.
7. Use the interactive “key vocabulary” activity to teach the children some words related to the cultural activity; get them to repeat these after you.
8. Play the second video giving instructions of the craft (whilst using materials, encourage children to use the new language words).



At the end of the club:



Once all children finish the activity, play the matching game to consolidate their learning – in larger groups, they can test each other!



Tips on connecting the children with their “Around the World” citizenship:

- Ask the children about their own traditions, do they have similar celebrations at home? Talk about why these celebrations are important and what they mean to them and their families.
- Ask if anyone in the group can speak more than one language, and if they could share some words corresponding to the activity. For instance, a pencil in Catalan is *llapis*, what is it in Arabic? It is *qalam*.
- Talk about any differences/similarities between the new language and their own. Ask the children what they find most interesting about the words they have learned.
- Engage children with the new language by prompting them to talk about how they made the object using the learned vocabulary:

Today we made _____ (*Rosa de Sant Jordi*) in celebration of Catalanian Sant Jordi day. We made the _____ (*Rosa de Sant Jordi*) by cutting out petals on _____ (*paper vermell*) using _____ (*tisores*) and gluing them on _____ (*pal de fusta*) with _____ (*cola blanca*).



*Could you pass me
the **tisores** and **cola
blanca**?*

OFFER

The free Around the World Club Package can be distributed to all schools worldwide in order to develop policies and agendas in the areas of globalisation, equality, diversity and inclusion, as well as to promote intercultural understanding and global citizenship.

From the teacher's perspective, the Around the World Club will help them bring the world into their classroom!

Through our network, you can also connect your Around the World Club with a school in another country for your students to collaborate across borders and share their activities.

A report on its implementation in four UK schools is available at <https://enacteuropa.com/>.

Click here for [Information](#) on the Club and [News Stories](#). Please send us your stories and photos!

Please use our feedback form to evaluate social, cultural, and linguistic impacts: [ENACT Feedback Form](#)

Please share the outcome with us by emailing a copy of the forms at enacteuropa@newcastle.ac.uk

If you would like to set up an Around the World Club in a school anywhere in the world, please contact the ENACT team at Newcastle University on enacteuropa@newcastle.ac.uk. We can give advice online.

To cite this document:

Seedhouse, P., Whelan, A., Satar, M. and Navickaite, E. (2025)
*Policy Report: Introducing the Around the World Club, Free
Package for Use in Schools Worldwide.* Newcastle University